

Carrier System






Read before use

- ✓ Suitable to carry tile size upto 3.2x1.6M
- ✓ Maximum load 130 Kg (286 lbs)
- ✓ 4pcs pump cup plus 6pcs aluminium cup






COMPONENTS



Optional



ASSEMBLY INSTRUCTIONS



ASSEMBLY INSTRUCTIONS

